

July 2020 to June 2021 Inpatient Rehabilitation Facility Outcomes



People served from July 2020 through June 2021
212

Characteristics of people served

- Amputation, 4
- Brain injury, 12
- Cardiac, 10
- Debility/medically complex, 19
- Multiple trauma, 11
- Neurological condition, 15
- Orthopedic, 36
- Pulmonary, 11
- Spinal cord injury, 15
- Stroke, 79

Satisfaction of the people served

Scale is 1 to 4, where "3" is somewhat satisfied and "4" is very satisfied.

Overall satisfaction for somewhat satisfied and very satisfied

All patients 96.0%

Ages of those served

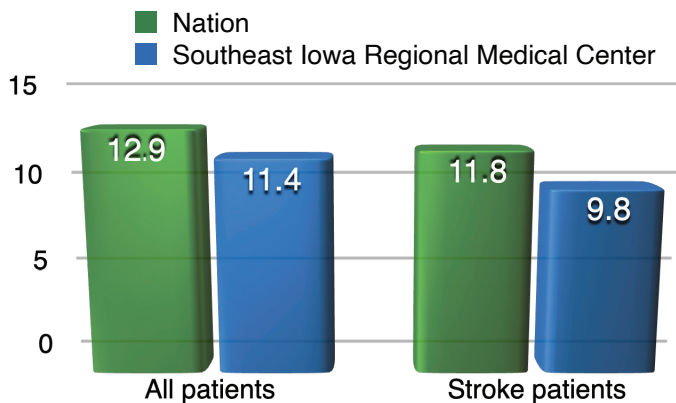
Age	All patients	Stroke patients
18 to 44	10	3
45 to 64	58	18
65 to 74	55	19
75+	89	39

Average number of hours of treatment per day

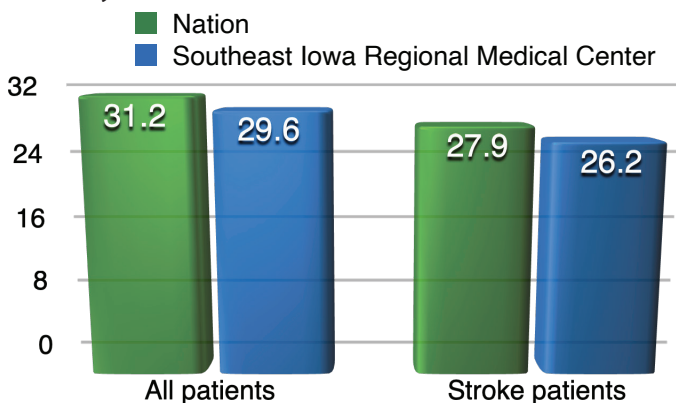
Patients receive an average of three hours of therapy Monday through Friday.

Effectiveness of the program: Average patient functional independence measurement gain

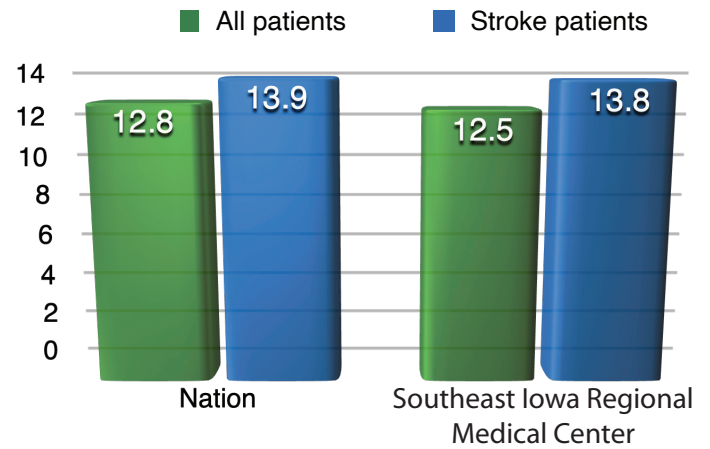
Self-Care



Mobility

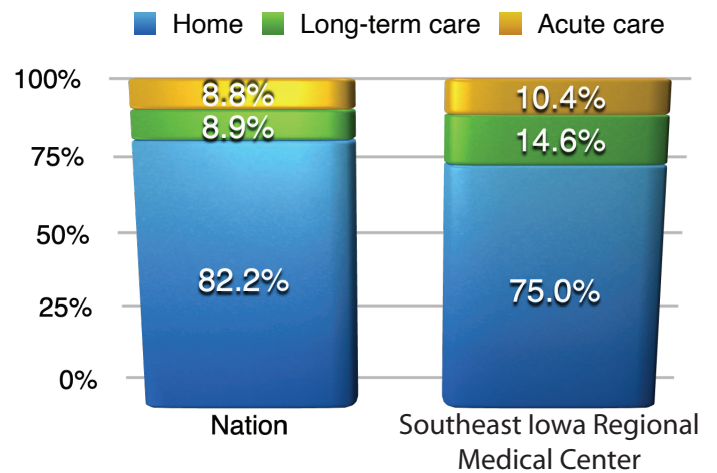


Average length of stay



Disposition at discharge/transition

All patients



Stroke patients

