

July 2017 to June 2018 Inpatient Rehabilitation Facility Outcomes

People served from July 2017 through June 2018
178

Characteristics of people served

- Amputation, 4
- Brain injury, 15
- Cardiac, 5
- Debility/medically complex, 12
- Multiple trauma, 8
- Neurological condition, 12
- Orthopedic, 22
- Pulmonary, 7
- Spinal cord injury, 15
- Stroke, 75

Satisfaction of the people served

Scale is 1 to 4, where "3" is somewhat satisfied and "4" is very satisfied.

Overall satisfaction for somewhat satisfied and very satisfied

All patients (106 survey respondents) 97.1 percent
Stroke (56 survey respondents) 96.4 percent

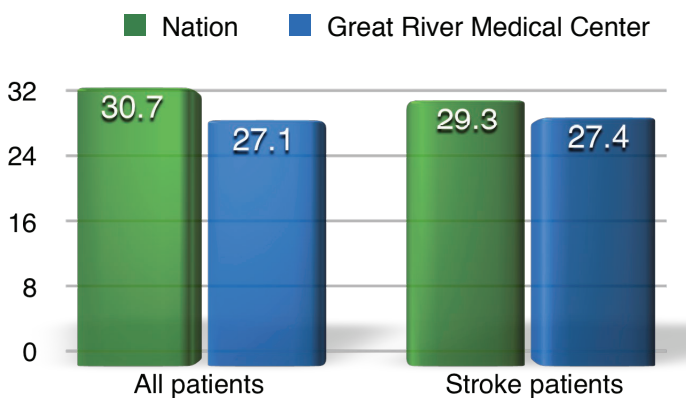
Ages of those served

Age	All patients	Stroke patients
18 to 44	17	3
45 to 64	56	24
65 to 74	44	20
75+	61	28

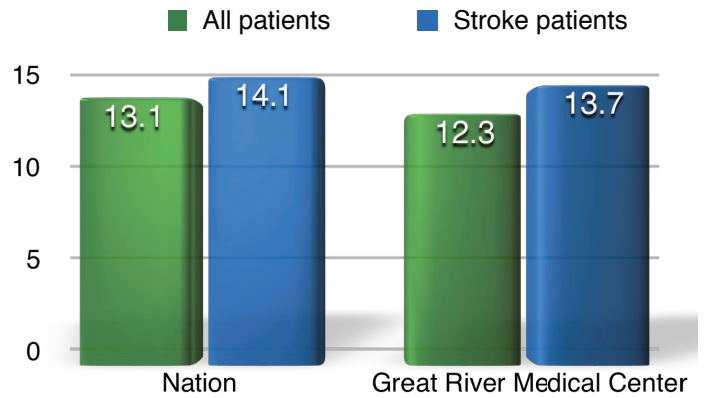
Average number of hours of treatment per day

Patients receive an average of three hours of therapy Monday through Friday.

Effectiveness of the program: Average patient functional independence measurement gain

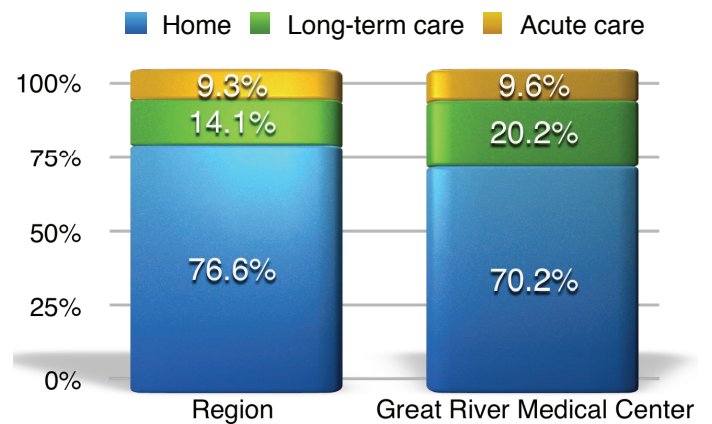


Average length of stay

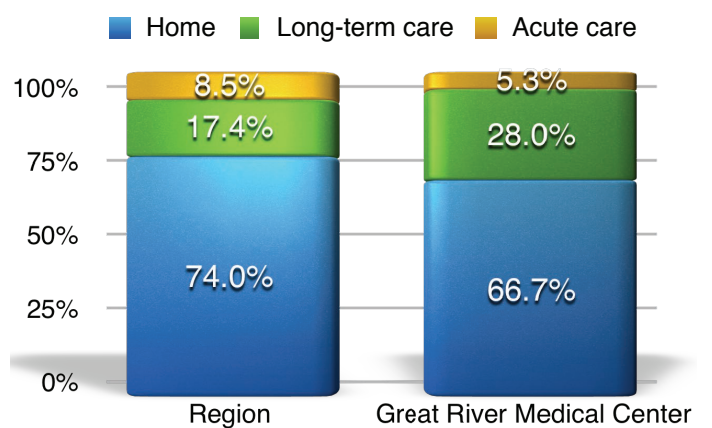


Disposition at discharge/transition

All patients



Stroke patients



Readmission to hospital

